


How to Reset Your Wi-Fi Device

Looking to the Controller you will see a small black button called "Match"
(it is right next to the blue light on Bottom Left Corner)
PRESS & HOLD "match" for 15 Seconds



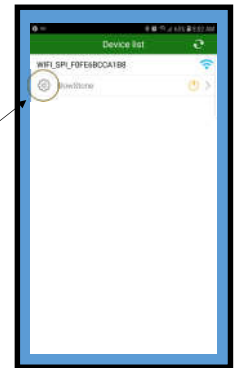
Go to your Smart Phone "**Settings**",
then to "**Wi-Fi**"

look for something called "**WiFi- SPI**" followed by a bunch of numbers or letters.

Connect to "**WiFi- SPI**" and wait for the "Wi-Fi" symbol  to appear at the top of your phone.

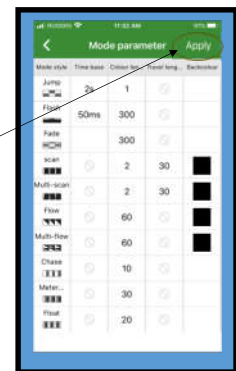
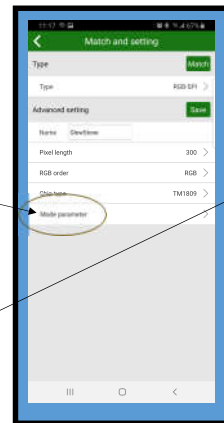
Launch "**Skydance**", within a few seconds you should see the Opening page.

Click on the word "**Cog**" to get into the APP settings.



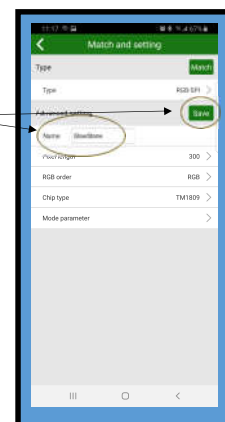
Click on "**Mode Parameters**" and make these changes:

1. Jump 2sec & 1 Colour Length
2. Flash 300 Colour Lengths
3. Fade 300 Colour Lengths



Click "**Apply**" at the top right of the page then use the top left arrow to go back to setting.

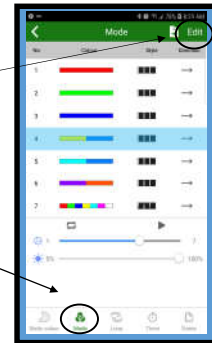
Change the Name to "**GlowStone**"
Then Press "**Save**"



How to Reset Your Wi-Fi Device Cont...


Now open the APP and go to the **"Modes"** page.

Select **"Edit"** in the top right corner

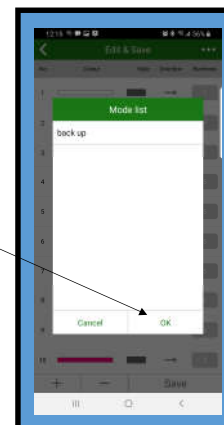
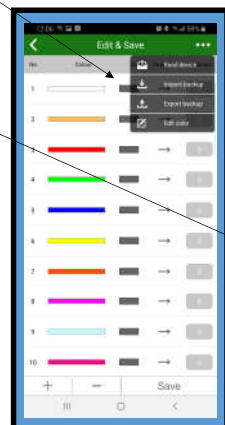


Select **"⋮"** where the Edit button was before

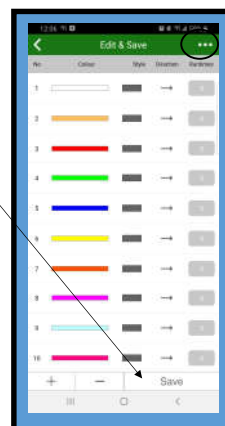
Then Select **"Import back up"**



Select your back up file and press OK



DO NOT FORGET TO PRESS **"Save"** after the import is successful



How to Reset Your Wi-Fi Device Cont...

Go back to opening page of the APP and Select

the Blue  symbol

this will take you to the Network Page

On the Network page click on the SSID name of the device and change it to

"#### Glowstone"

(4 numbers [space] GlowStone)

After it is renamed press **"Apply"**

Go back to your Phone's Wi-Fi Settings and confirm that the name was changed.

